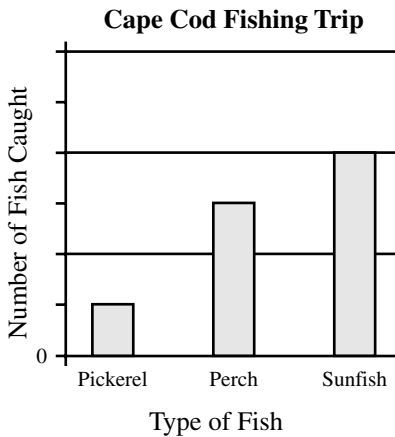


Mathematics, Grade 4

- 30 Julia and her father went fishing in a pond on Cape Cod. Julia made this graph to show how many fish they caught, but she forgot to put numbers on the graph.



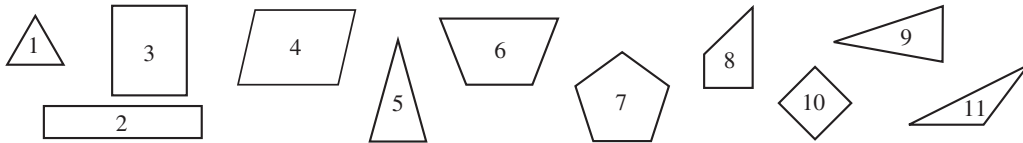
Julia and her father caught 3 pickerel and 12 sunfish. **About** how many perch did they catch?

Reporting Category for Item 30: Data Analysis, Statistics, and Probability

Session 2, Open-Response Question



- 31** Liu is separating the figures below into groups according to their properties. There are at least three figures in each group. So far, he has made two different groups.

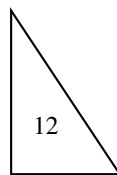


- a. List at least 3 figures that could go into each group. Explain what all the figures in each group have in common.

Group A

Group B

- b. Would figure 12 shown below belong to one of the groups above? Explain why or why not.



*Reporting Category for Item 31: **Geometry***

